



# Arkansas Quilters Guild Newsletter

Visit our web site at: [www.arkansasquiltersguild.org](http://www.arkansasquiltersguild.org)

Number 498

February 2024

**Arkansas Quilters Guild, Inc.**  
**P. O. Box 2258**

**North Little Rock, AR 72115**

**President** – Cynthia Barszczewski,  
[cbarszc@gmail.com](mailto:cbarszc@gmail.com)

**1st VP/Membership** – Sherri Dodds,  
[arkansasquiltguild@gmail.com](mailto:arkansasquiltguild@gmail.com)

**2nd VP** – Cynthia Quick,  
[bookmaster1832@gmail.com](mailto:bookmaster1832@gmail.com)

**Secretary** – Phillis Westerfield,  
[phillisotr@aol.com](mailto:phillisotr@aol.com)

**Treasurer** – Carrie Weindorf,  
[carrienixweindorf@gmail.com](mailto:carrienixweindorf@gmail.com)

**AWOL Retreats (spring & fall)** – Eddie &  
Melissa Landreth, Leah Sample

**Challenge Coordinator** – Cynthia Barszczewski,  
[cbarszc@gmail.com](mailto:cbarszc@gmail.com)

**Community Service** – Riley Middaugh & Amy  
King

**Demos/Vendors** – Nikki Gray,  
[nikkicolegray7@gmail.com](mailto:nikkicolegray7@gmail.com)

**Donations/Free Table** – Elaine Case,  
[feb.case@yahoo.com](mailto:feb.case@yahoo.com)

**Fund Raising** – Katherine Bariola,  
[Bariola@sbcglobal.net](mailto:Bariola@sbcglobal.net)

**Historian** – Janis Watson

**Hostesses** – Beverly & Daphne Emery,  
[emerybeverly7@gmail.com](mailto:emerybeverly7@gmail.com)

**Newsletter** – Jackie Bibbs, [jbibbs@yahoo.com](mailto:jbibbs@yahoo.com)

**Newsletter Ads/PR** – Debbie Lewis,  
[debbielewis21760@att.net](mailto:debbielewis21760@att.net)

**Photographer** – Susi Olson, Donna Toombs

**Programs** – Cynthia Grubbs,  
[grubbs.cynthia@gmail.com](mailto:grubbs.cynthia@gmail.com)

**Program Notes** – Sally Burrup, Cynthia Grubbs

**Property** – Angie Heifner

**Quilt Exhibit** - Cynthia Quick, MJ Beard

**Social Media** – Shannon Young,  
[sly7181@gmail.com](mailto:sly7181@gmail.com)

**Sunshine Chair** – Bev Phillips,  
[pinkfarmhouse@gmail.com](mailto:pinkfarmhouse@gmail.com)

**Webmaster** – Thomas Dodds,  
[arkansasquiltguild@gmail.com](mailto:arkansasquiltguild@gmail.com)

The Purpose of the Arkansas Quilters Guild is to promote the appreciation of the rich heritage of the art of quilting and to enhance each member's own quilting skills and knowledge. It shall also be the purpose of this organization to expand and to enrich the art of quilting for future generations and preserve the existing quilts.

Dear Members,

I don't know about you, but I remember last February. I won the Valentine block challenge. I made a quilt top. Now a year later I brought it out of the closet to quilt and bind. It looks much better to me now than it did a year ago. All the imperfections are still there but I have forgotten where they were so my eye doesn't go to them like it did when newly sewn. I think there is a moral somewhere in those sentences. Too deep for me to ponder on it though, I have a quilt to finish. LOL

Your President

Cindy Barszczewski

Cindy B

-----  
**AQG Board Meeting (Officers, Chairs, interested members):** Thursday evening before Monthly AQG meeting: 2/8/2024 6pm *via Zoom see link on website home page.*

**AQG Meeting, (2<sup>nd</sup>)** Monday 2/12/2024 **6:00 p.m.**, North Little Rock Community Center 2700 Willow NLR. Program: Dogwood Trail Quilt Company



## AQG PROGRAMS

February – Ashley Lienhart of Dogwood Trail Quilt Company  
March - Lisa Thorpe; see her website lisathorpe.com  
April – No program scheduled.  
MAY – CHARLOTTE ANGOTTI: mystery class and program  
JUNE – Garage Sale!

### Tiny House Quilt Block Challenge from Cindy B

There are free written instructions from Missouri Star Quilt Company. There are several video tutorials to watch; put title of video in search bar at youtube.com:



Create a Tiny House Quilt Block with Jenny and Misty from Missouri Star (How-To Video)

<https://www.youtube.com/watch?v=G1vn043LV50>

She Shed House Quilt Tutorial

<https://www.youtube.com/watch?v=wjLCXD66sR8>

For Optional Trees: How to Sew a Tree Block

RslslandCrafts

<https://www.youtube.com/watch?v=ZUYYC6uZ>

Best to use contrasting fabrics for house and roof.

Keep sky fabric (corners of roof) light or relates to sky colors. Cut house pieces:

Sides: 2" x 3"

Door: 1.5" x 3" Add some character fabric for fun.

Top: 1.5" x 4.5" Same fabric as sides.

Roof: 2.5" x 4.5"

Corners of roof: 2.5" x 2.5"

Sew folded corners of sky to roof piece or use the method you like to make flying geese block.

Sew house sides to door piece; Sew top to sides and door piece; Sew roof to top of house unit.

The NEW START  
TIME for our AQG  
Meeting is 6PM!

## Minutes from the AQG January 8, 2024 meeting

The meeting was called to order by Cindy Bar-szczewski at 6:01pm. She asked for a motion to accept minutes from the previous meeting. Cynthia Quick moved to accept the minutes and Leah seconded. The minutes were approved with no corrections. Cindy called for reports, beginning with treasurer's report. Carrie was unable to attend the meeting and Cindy detailed Income for December. The complete income report from December will be available on the website under "Members Only".

Cynthia reported the Terry Library quilt show was a success and the library has already requested an encore this year.

**AWOL committee:** Leah reported the retreat is full and they are accepting payments now. Payments are due by the February meeting. She said Roger fell and broke his ankle. He is home but having a hard time.

**Community Service:** Riley and Amy thanked everyone who contributed in any way. They were able to donate over 100 quilts and 30 pillowcases. There are thank you bags for everyone on a table at the back.

**Programs:** Cynthia Grubbs is taking over programs. Becky Butler will assist if needed. Charlotte Angotti will present in May and the garage sale fundraiser will be in June. There will be a link to a questionnaire on the website asking for programs suggestions. This will help to schedule programs that are interesting to the members and guests.

**Membership:** Sherri said we have 76 paid members and one new member, Nancy Sahraker. Sherri said membership or email questions can be directed to her. She said we are looking for submissions for new logo ideas. Draw up an example and give it to her. We will have a vote later in the year. The challenge block is the Happy New Year Block. The mystery quilt is due in March. Sherri is still looking for contact information for a hand quilter.

**Hostesses** Beverly and Daphne Emery reported 44 members were present. Door prizes were won by Jolene Tune & Marilyn Weaver. AQG Guests were: Pat Brown, Alysia Powell, Judy Anderson, Gloria Killeen and Anne Foley.

Cindy B. said she is taking over **Challenges** and the first one is a tiny house block which is due in November. She showed her finished sample and had printed directions available. She showed a covered plastic tray from a grocery store item (think veggie tray) with the perfect number of sections for the block pieces.

Old Business: none

**New business:** Cindy requests everyone attend the board meeting on zoom to learn more about how the quilt guild really works.

### **Show and Tell**

*Marilyn Weaver* showed Mel's Practical Joy. Pattern was designed by Sarah Vedeler and based online drawings in the book by Shannon Hernandez. Marilyn stitched this quilt for her friend in Colorado Springs who is making this same quilt for twin beds.

*Cynthia Quick* showed a baby quilt made from ice cream blocks she got during the December meeting.

*Debbie Lewis* showed a quilt made from a CALA challenge. Cathedral windows made easy with the Riverglen Quilt by Belle Brunner. She also participated in a group challenge to use 2 specific fabrics in one quilt. She said it was digital and took a long time because each is different. She showed a 9-patch quilt that was a beautiful example of custom quilting.

*Angie Heifner* shared a tell. She has been using the schedule from [www.justgetitdonequilts.com](http://www.justgetitdonequilts.com) and cleaning up her sewing room. She explained there is one step each day and with helpful advice to only keep things you really love.

*Beverly Emery* showed a Disney Princess Chenille Quilt. It is a lap quilt for her granddaughter's 7th

birthday. She may use it as a rug in her room in front of her Barbie Dreamhouse that she got for Christmas. Beverly said this was her first chenille quilt and she had no idea it would shrink so much when it was washed.

*Jenny Shumate* showed a quilt made with quarter square triangles with sashing. Her backing fabric was wider than the quilt but not long enough. She used the John Flynn technique to slice diagonally and sew it back together to form the correct shape and was pleased with the result. She also said last week's YouTube Alex Anderson's Quilt Show with Jean Wells highlighted Freddie Moran. Freddie is a famous 93-year-old quilter with some beautiful quilts.

*Lavern Schaap* shared a tell. She reported the AQG cookbooks, 'Quilters Cook Too' from our fundraiser are all gone. She said the Crossianterie restaurant on Highway 10 near Taylor Loop posted a picture of our cookbook and we had compliments from the owners along with good advertising. AQG was named one of their "Flakey Friends". Lavern recommended the restaurant but advised there will be a wait of 30-45 minutes on Sundays.

*Debbie Haley* participated in the same 2023 group challenge as Debbie Lewis. She used the 2 designated blue fabrics with a panel, a variety of blocks and a scrappy back. She said she still had blue fabric left over.

*Becky Butler* shared a tell. She has a friend with an upholstery shop. There are left over fabrics of many lengths and many types of fabric. Suggestions were given for using the fabric in many ways. Becky said if anyone was interested she would be in touch with her friend to set up a meeting.

*Cindy B.* Reminded the members that we have the meeting room for the entire day starting at 9:00. She suggested anyone with a large project to consider using the large tables.

The meeting was adjourned at 7:31pm

Submitted by Phillis Westerfield, Secretary

**Arkansas Man Quilter**  
*"Quilting With A Difference"*  
**Eddie Landreth**  
 1031 Downing Street  
 Benton, Arkansas 72019  
 (501) 326-8842  
 e-mail: eddielandreth@outlook.com  
 web: arkansasmanquilter.blogspot.com




**Kat's Quilts and Crafts**  
 a division of Creative Hands Times 3  
 I make T-shirt & Photo/Memory Quilts


**Katherine Bariola**  
 501-351-2874  
 bariola@sbcglobal.net

FB: Kat's Quilts by Creative Hands Times 3  
[www.etsy.com/shop/CreativeHandsTimes3](http://www.etsy.com/shop/CreativeHandsTimes3)




**Osage Hills Retreat**  
**Craft Retreat Center**  
 Craft. Relax. Discover. Explore.

[osagehillsretreat.com](http://osagehillsretreat.com) 918-630-7053



**Stitchin' Post** 1501 Macon Drive Little Rock, AR 72211  
 501 227-0288 [www.stitchinpostinc.com](http://www.stitchinpostinc.com)  
 Open Monday thru Friday 10a – 5p Sat 10 – 4

**SHIRLEY QUILTS**



Long Arm Quilting  
 Memory Quilts  
 Call for pricing  
 (501) 772-7377



*Leachele's Sampler*  
 Longarm Quilting Service

*Leah Sample*  
 7911 Westwood Ave  
 Little Rock, AR

(501) 580-6884  
 lsample9@att.net

*The French Seam*  
**BERNINA**



[www.frenchseam.com](http://www.frenchseam.com)  
**Karen French, owner**  
[luv2sew@frenchseam.com](mailto:luv2sew@frenchseam.com)  
 2015 S. Buerkle St.  
 Stuttgart, Arkansas 72160

870-673-8156 ph  
 870-673-6280 fax

## Laura Todd & The Quilted Chicken Program Notes

Laura and her mother, Carla, from The Quilted Chicken brought a trailer load of their fabrics, panels, bags and patterns for sale. Then they provided a delightful program with her quilting history and a trunk show using a real trunk.

Laura said quilting is always a journey and where you start is not always where you end up. She made her first quilt by herself when her daughter was 3 or 4 years old and wanted a quilt. She let her pick out the pattern and fabrics. Laura said she started working in her local quilt shop and was hired by her aunt because she at least knew how to sew. She moved on to offering a long arm quilt business for people in classes at the shop and then long arming full time.

She now has a mostly online quilt shop and has a yearly open house at her big yellow house on Hwy 5 east of Hot Springs Village. You can contact her on Etsy, Instagram, and/or Facebook. Some of her upcoming shows include AQS quilt week in Paducah, KY and the March AQS show in Branson, MO. She has opened her brick and mortar Benton store for small groups (including the fall '23 AQG - AWOL group) in the past. Laura participates in the Mood Blockheads, Pattern Testers, and Daytime Stitchers groups.

Her quilts were from as early as 1999 and most of these are from the early 2000's. They represent 12-14 years of quilting. The first one she helped make for her grandmother's birthday with 9 patch and rail fence blocks.

She enjoys making quilts from the same pattern in different colors and with different precuts, in many cases as many as 5. She uses scraps for the back and for borders so she won't have leftovers. She has made reversible runners to demonstrate the same pattern in different color ways.

She had many examples of using different precuts. One used fat quarters from her first time at

Paducah and Minky scraps on the back. Laura said she likes to use cotton instead of batting when using Minky. Another quilt used a layer cake with the scraps as pieced borders. She has written her own patterns and tested them with 5 or more color combinations. Because of her stunning fabric selection and design touches, they were pieced and finished in such a way that it was not obvious the patterns were alike.

The next quilt was a Kitchen Table Quilting pattern called "Everglow" using 9 fat quarters and she used the leftover 1/2 square triangles to make a small quilt. She showed a Tilda "dressing gown" pattern made from the first full Tilda line she had in the shop. Her mother made a small quilt from a single block. She said it was easier to use a single block from a modern pattern. Other examples she showed were a coneflower pattern, a Kaleidoscope by Lella Boutique from her first honey bun, a fussy cut stack and whack, a tiny Tilda stack and whack, and "due north" with flying geese on a white background from a jelly roll that was her first attempt at making an ombre quilt. She said she is not a quilter that always follows the rules and has used alternate fabrics in her quilt projects such as Dupioni silk in some table runners.

Laura has an amazing eye for mixing up technique, color, and design. She enjoys feeling textiles and matching new color combinations so making smaller quilts allows her to try more combinations. She sometimes takes off her glasses to blur the image as it helps when looking at color collections. Using one ugly fabric makes the others shine. She said trying to use it in as a small piece is sometimes a good way to utilize a fabric you don't especially like.

She does not enjoy coloring quilt patterns to try out color combinations or use a computer program because the fabric colors or prints aren't always represented accurately. She suggested using the phone to take a picture of your fabric layout because it changes your perspective.

Phillis Westerfield, Cynthia Grubbs & Jackie Bibbs

## FAT QUARTER DRAWINGS

There will be fat quarter drawings at each meeting through Nov 2024! Our hostess, Beverly Emery, has decided on the following themes/colors so we can plan ahead for each meeting and use them up soon after winning them:

|           |   |              |
|-----------|---|--------------|
| February  | - | Easter       |
| March     | - | Baby Animals |
| April     | - | Graduation   |
| May       | - | Summer Time  |
| June      | - | Patriotic    |
| July      | - | Beach        |
| August    | - | Apples/Fall  |
| September | - | Pumpkins     |
| October   | - | Thanksgiving |
| November  | - | Christmas    |

Be sure to exchange your FQ entry for a drawing ticket as you sign in before the meeting.

## AQG COMMUNITY SERVICE 2024

Community service is making quilts for the CALL of Pulaski County. This is an organization which helps support foster kids and help them find foster and adoptive families. We will donate quilts crib up to twin size.


## HAPPY BIRTHDAY!

The following members have February Birthdays:

|                  |      |
|------------------|------|
| Richard Swafford | 2/2  |
| Brigita Gardner  | 2/7  |
| Becky Butler     | 2/13 |
| Luana Bracy      | 2/14 |
| Debbie Lewis     | 2/17 |
| Sammye Harrill   | 2/19 |
| Sherry Little    | 2/20 |
| Riley Middaugh   | 2/20 |
| Wilma Richter    | 2/21 |
| Sherry Williams  | 2/21 |
| Randi Willis     | 2/21 |
| Laura Siegelin   | 2/23 |

## Calendar

- 2/12/2024 SIT & SEW prior to the AQG Meeting: Ashley Lienhart of Dogwood Trail Quilt Company
- 2/23-24/2024 N LA Quilters Guild show in West Monroe, see NLQG.us for details
- 3/8-9/2024 Grand Prairie Quilt Fest entries due ; see <https://www.grandprairiearts.com/arts-festival-registration> for information.
- 3/13-16/2024 AQS Quilt Show Branson MO
- 3/15-17/2024 Grand Prairie Quilt Festival, Stuttgart, AR
- 3/15-17/2024 Dallas Quilt Show - "I Love Rock & Roll!"
- 3/22-24/2024 AQG SPRING AWOL retreat Ferncliff
- 4/8/2024 TOTAL ECLIPSE OVER CENTRAL ARKANSAS
- 4/24-27/2024 AQS Quilt Show Paducah KY
- 5/13/2024 CHARLOTTE ANGOTTI CLASS and Lecture
- 9/26-28/2024 Ozark Piecemakers Quilt Guild Show in Springfield, MO
- 9/27-28/2024 Hot Springs Village Quilt Show at the Benton Events Center
- 10/15/2024 AQG Quilt Exhibit goes up at Terry Library
- 12/15/2024 AQG Quilt Exhibit take down



**the bed-warmer**  
**Quilt and Sew**

**Shellie Blake**  
17270 Interstate 30 Suite 9  
Benton, AR 72019  
501-860-6176

\*\*\* Next to Tinseltown Theaters \*\*\*  
Authorized PFAFF dealer - Fabric - Notions



**Busy Bee**  
Long-Arm  
Quilting Service  
By: Debbie Lewis

Cell : 501-413-5112  
8520 Bridge Creek Road,  
Sherwood, AR 72120  
Email : busybeequilting60@gmail.com

# What Programs and Workshops do You want in 2024-2025?

**Instructions:**

- Circle the programs that interest you, or write in other programs or workshops you would like scheduled in July 2024-June 2025 .
- Indicate (under the workshop heading) if you want a class on the suggested program. All workshops/classes will be held in lieu of monthly Monday Sit and Sew. Write in a dollar amount you can spend for the workshop?

**Suggested Program**

**Workshop**

**Vendors/Quilt Shops**

1. French Seam, 2. Martelli Rulers, 3. Linda Marie's (Vilonia),
  4. Belle of Seams Sew Me, 5. Hickory Hills (Hot Springs)
- Other Vendor/Quilt Shop*

**Techniques/Topics**

1. Introduction to Quilt Construction, 2. Applique' on wool
  3. "By Annie" bags, 4. Color and Contrast, 5. Memory Pillows from Old Shirts
  6. Panels (Country Corner), 7. Quilt as You Go, 8. Tee Shirt Quilt,
  9. a) Machine, b) Long Arm, or c) Hand Quilting (circle which interests you),
  10. Printing Photos on Fabrics, 11. AQQ Quilt Book,
  12. Repeat a past program favorite.
- Other Topics or techniques*

**Suggested Program**

**Workshop**

**Trunk Shows**

1. Moda Gingerber Prints (Stacie Bloomfield from Northwest AR),
  2. Legit Kits (Foundation Paper Pieced Patterns & Kits)
- Other Trunk Show*

**Museums**

1. Shiloh Museum History of Ozark Quilting,
  2. Historic AR museum collection of AR quilts
- Other Museum*

**Quilters**

1. Suzanne Loth (Northwest AR), Crystal Mercer (Social Justice theme),
  2. AQQ Quilter or KNOT (who?)
- Other Quilters*

**Invite Another Quilt Guild**

- Modern Quilt Guild (Rogers)
- Other Quilt Guild*

**I don't want any programs or workshops, I want to Sit and Sew instead**

**I would like to present the following program or workshop**

**I would like to be on the program committee** (your name please)

**Constructive Comments** for the program committee

This is a screen Print.

You can print & return this form with your preferences to AQQ P.O. Box 2258, North Little Rock AR 72115 Or Go to our Website's form and submit your preference from there.

Thanks For Your INPUT!

Jackie Bibbs  
 966 Yielding Road  
 Ward, AR 72176

**DEADLINE for MAR 2024  
 Newsletter:  
 Feb 19, 2024**

**AD RATES FOR THE NEWSLETTER**

| Size                         | 1 month  | 3 consecutive months | 1 Year   |
|------------------------------|----------|----------------------|----------|
| 1/8 page (w 3.5" x h 2")     | \$ 10.00 | \$ 25.00             | \$ 90.00 |
| 1/4 page (w 3.5" x h 4.5")   | 20.00    | 50.00                | 180.00   |
| 1/2 page (w 7.25" x h 4.5")  | 40.00    | 100.00               | 360.00   |
| full page (w 7.25" x h 9.5") | 80.00    | 200.00               | 720.00   |

All ads must be camera ready and fit the size requirement. The Newsletter Editor reserves the right to refuse ads that are not camera ready, do not fit the size requirement, or do not meet professional standards. All ads must be received no later than the second Thursday of the month; any ads received after that date will be included in the next month's publication.

**NLR COMMUNITY CENTER**  
 The NLRCC is located at 2700 Willow St. in NLR near the I-30/I-40 interchange, to the rear of Laman Library. Exit from I-30 or I-40 at JFK & go south to Pershing Blvd & Turn right. Follow Pershing to Willow. It's on the right facing The Patrick Hays Senior Citizen's Center.

