



# Arkansas Quilters Guild Newsletter

Visit our web site at: [www.arkansasquiltersguild.org](http://www.arkansasquiltersguild.org)

Number 497

January 2024

**Arkansas Quilters Guild, Inc.**  
**P. O. Box 2258**

**North Little Rock, AR 72115**

**President** – Cynthia Barszczewski,  
[cbarszc@gmail.com](mailto:cbarszc@gmail.com)

**1st VP/Membership** – Sherri Dodds,  
[arkansasquiltguild@gmail.com](mailto:arkansasquiltguild@gmail.com)

**2nd VP** – Cynthia Quick,  
[bookmaster1832@gmail.com](mailto:bookmaster1832@gmail.com)

**Secretary** – Phillis Westerfield,  
[phillisotr@aol.com](mailto:phillisotr@aol.com)

**Treasurer** – Carrie Weindorf,  
[carrienixweindorf@gmail.com](mailto:carrienixweindorf@gmail.com)

**AWOL Retreats (spring & fall)** – Eddie &  
Melissa Landreth, Leah Sample

**Challenge Co-ordinator** – Cynthia  
Barszczewski, [cbarszc@gmail.com](mailto:cbarszc@gmail.com)

**Community Service** – Riley Middaugh & Amy  
King

**Demos/Vendors** – Nikki Gray,  
[nikknicolegray7@gmail.com](mailto:nikknicolegray7@gmail.com)

**Donations/Free Table** – Elaine Case,  
[feb.case@yahoo.com](mailto:feb.case@yahoo.com)

**Fund Raising** – Katherine Bariola,  
[Bariola@sbcglobal.net](mailto:Bariola@sbcglobal.net)

**Historian** – Janis Watson

**Hostesses** – Beverly & Dafne Emery,  
[emerybeverly7@gmail.com](mailto:emerybeverly7@gmail.com)

**Newsletter** – Jackie Bibbs, [jbibbs@yahoo.com](mailto:jbibbs@yahoo.com)

**Newsletter Ads/PR** – Debbie Lewis,  
[debbielewis21760@att.net](mailto:debbielewis21760@att.net)

**Photographer** – Susi Olson, Donna Toombs

**Programs** – Cynthia Grubbs,  
[grubbs.cynthia@gmail.com](mailto:grubbs.cynthia@gmail.com)

**Program Notes** – Sally Burrup, Cynthia Grubbs

**Property** – Angie Heifner

**Quilt Exhibit** - Cynthia Quick, MJ Beard

**Social Media** – Shannon Young,  
[sly7181@gmail.com](mailto:sly7181@gmail.com)

**Sunshine Chair** – Bev Phillips,  
[pinkfarmhouse@gmail.com](mailto:pinkfarmhouse@gmail.com)

**Webmaster** – Thomas Dodds,  
[arkansasquiltguild@gmail.com](mailto:arkansasquiltguild@gmail.com)

The Purpose of the Arkansas Quilters Guild is to promote the appreciation of the rich heritage of the art of quilting and to enhance each member's own quilting skills and knowledge, It shall also be the purpose of this organization to expand and to enrich the art of quilting for future generations and preserve the existing quilts.

Dear Quilters,

Thank you for accepting me as this year's guild president. We have a lot of new officers this year. Membership has risen, AWOL is booming, and Community Service is making our guild name shine.

Arkansas Quilters Guild. Take a second and think about what that name means to the public. I love telling everyone I am a member of the Arkansas Quilters Guild. They look impressed because I get an Ohhhhh response and I just know they are thinking I must be an expert quilt maker. I ask everyone I meet in fabric aisles to come visit us.

Every month's Show and Tell reminds me of how lucky I feel to be part of an amazing creative group. Let's make this year one of many bests.

Sincerely,

Cindy Barszczewski

---

**AQG Board Meeting (Officers, Chairs, interested members):** Thursday evening before Monthly AQG meeting: 1/4/2024 6pm *via Zoom see link on website home page.* **AQG Meeting,** (2<sup>nd</sup>) Monday 1/8/2024 **6:00 p.m.**, North Little Rock Community Center 2700 Willow NLR. Program: The Quilted Chicken



## AQG PROGRAMS

January – The Quilted Chicken  
February – Ashley Lienhart of Dogwood Trail Quilt Company  
MAY – CHARLOTTE ANGOTTI

Marilyn will turn over her Programs Chairmanship to Cynthia Grubbs for 2024-25. Thanks, ladies, for handling our programs and speakers!

## WELCOME NEW AQG OFFICERS!

The new 2024 Officers are:

President	-	Cindy B
V.P. Membership	-	Sherry Dodds
V.P. Quilt Show	-	Cynthia Quick
Secretary	-	Phyllis Westerfield
Treasurer	-	Carrie Weindorf

## December GUESTS and NEW MEMBER

Welcome to our guests at the December meeting:

Thomas Dodds, our Guild Webmaster  
Darlene Davis  
Renaë Dreher  
Susan Berry by Cloie Morgan  
Lisa Odena by Cloie Morgan  
Jane Pelkki by Cloie Morgan  
Karen Suggs by Jim Gatling and Joan Beard

**Welcome, new member Karen Suggs!!!**

**The NEW  
START TIME  
for our AQG  
Meeting is 6PM!**

## Minutes from the AQG December 11, 2023 Meeting

The meeting was called to order by Lynn just after 6:30pm. She called for reports, beginning with Treasurer's report given by Mary Jane, who detailed the expenses and income for the month. (Reports will be posted in the "Members Only" section of the website.)

The AWOL committee reported that balances for the Spring retreat are due in January with full payment due in February.

There were 49 members and 7 guests present at this meeting: Thomas Dodds, our Guild Webmaster & son of Sherry Dodds; Darlene Davis; Renaë Dreher; Susan Berry, Lisa Odena & Jane Pelkki by Cloie Morgan; Karen Suggs by Jim Gatling and Joan Beard.

Cynthia Quick detailed the Terry Library Open House on 12/16 from 2-4pm, asking quilters to attend and talk about their quilts. There will be children's crafts as well as music by the symphony. Take down of the quilts is first thing Monday morning December 18<sup>th</sup>. Quilt Exhibit winners were announced:

1<sup>st</sup> place #36 Debbie Spinks Flourish By Sue Penn  
2<sup>nd</sup> place #3 Sally Burrup Great Grandma's Butterflies  
3<sup>rd</sup> place #11 Cynthia Quick Christine's Baby Quilt  
Ott Hand Applique: Cloie Morgan # 2  
Ott Machine Applique: Cynthia Quick # 7

Sherry Dodds announced that her challenge role is ending. The BOM block is due in February and the Mystery quilt clues are all online and due in March. In her membership role, she stated that 2024 membership cards are being distributed as dues are paid.

The AQG logo is up for redesign. Do you have an idea? Work on a sketch and maybe we'll have enough entries to pick a new one in the spring. Stay tuned for contest rules!

2024 Guild Dues are due by the March meeting.

Sherrri needs help when big donations come to the guild.

She also asked for contact info for hand quilters.

Marilyn Wheeler confirmed that our April 8, 2024 meeting and class would coincide with the total eclipse. In view of that, Charlotte Angotti has agreed to move her visit and class to MAY 2024. There is no program scheduled for April.

Since we did not vote on 2024 officers last month, the changed slate was finally approved with a motion made by Mary Jane and seconded by Sherry Williams:

- President - Cindy Barszczewski
- 1<sup>st</sup> VP - Sherrri Dodds (membership)
- 2<sup>nd</sup> VP - Cynthia Quick (Quilt show)
- Treasurer - Carrie Weindorf (replacing Cynthia Grubbs, who takes over Program Chair)
- Secretary - Phillis Westerfield

We also needed to approve the 2024 budget after adjusting the total for membership from \$50 to \$250 to accommodate membership software expense. Money from the Quilt Rack fund was reallocated to the Equipment fund in order to update our sound system. Jim moved to accept these budget changes; Sherry Williams seconded and the motion was passed by the membership.

Another piece of old business was the suggestion to move the meeting time to 6pm instead of 6:30. There was some discussion after which Jim moved to accept the change; Sherry seconded and the motion passed. **The new time 6pm start time begins with the January 2024 meeting.**

Mary Jane is seeking anyone with keys to the locked closet in our meeting room. If you have keys, please let her know.

Outgoing president Lynn Fletcher was presented with a signature quilt and 2 throw pillows made from the paint chip challenge blocks.

Susie Olson invited everyone to hear the chorus at the Cumberland Presbyterian Church.

After a pot-luck party and silent auction, the meeting adjourned around 8:15pm.

Submitted by Jackie Bibbs

## Have you ever been tempted to take the Cherrywood Challenge?




### Poppies!

The Cherrywood fabric challenge for 2024 is POPPIES! The rich hand-dyed colors are eye-popping. The \$60 poppy bundle includes 8 fat quarters. The challenge is to use them to make a 20" square POPPY quilt. Enter the quilt by May 15<sup>th</sup>. See details at [cherrywoodfabrics.com](http://cherrywoodfabrics.com). Your entry could be chosen to travel the quilt show circuit!

**NEW MEETING START TIME BEGINS IN JAN!**



**Arkansas Man Quilter**  
*"Quilting With A Difference"*  
**Eddie Landreth**  
 1031 Downing Street  
 Benton, Arkansas 72019  
 (501) 326-8842  
 e-mail: eddielandreth@outlook.com  
 web: arkansasmanquilter.blogspot.com

**Stitchin' Post** 1501 Macon Drive Little Rock, AR 72211


501 227-0288 [www.stitchinpostinc.com](http://www.stitchinpostinc.com)  
 Open Monday thru Friday 10a – 5p Sat 10 – 4

**Osage Hills Retreat**  
**Craft Retreat Center**  
 Craft. Relax. Discover. Explore.

[osagehillsretreat.com](http://osagehillsretreat.com) 918-630-7053

**SHIRLEY QUILTS**

Long Arm Quilting  
 Memory Quilts  
 Call for pricing  
 (501) 772-7377




**Kat's Quilts and Crafts**  
 a division of Creative Hands Times 3  
 I make T-shirt & Photo/Memory Quilts

**Katherine Bariola**  
 501-351-2874  
 bariola@sbcglobal.net

FB: Kat's Quilts by Creative Hands Times 3  
[www.etsy.com/shop/CreativeHandsTimes3](http://www.etsy.com/shop/CreativeHandsTimes3)



*Leachele's Sampler*

*Longarm Quilting Service*

*Leah Sample*  
 7911 Westwood Ave  
 Little Rock, AR

(501) 580-6884  
 lsample9@att.net

## February 2024 Guild Challenge:

The *Happy New Year* block challenge was announced in December and is due at the February meeting. You can find the pattern on the website under “Challenges”.

## AQG MYSTERY QUILT CHALLENGE

### PARTS 7 – 9

#### 7 - BORDER UNITS

1. Using the remaining  $4\frac{1}{2}$ "x  $2\frac{1}{2}$ " light rectangles and the remaining  $2\frac{1}{2}$ " squares, make 96 rectangles with triangle ends as follows:

First, press the squares in half diagonally. Place on one end of the rectangle and sew along the pressed line and press open. Take care to place each  $2\frac{1}{2}$ " square on the same end of each rectangle.

**NOTE:** These will all be the SAME, **not** mirror images like we did before.

2. Pair up the rectangles, long edges together. Flip the top rectangle left to right and sew together. You will make 48 border blocks.

3. Refer to the following photo for clarification.



- 8 – **BLOCKS AND BORDER** Sew your nine blocks together in three rows of three blocks each.

1. If you haven't selected border fabric, it's time to do so. There are 2 solid borders and one pieced border. If you want both fabric borders to be the same, you will need  $1\frac{1}{2}$  yds total.


If you are going **scrappy**, then you will need  $\frac{1}{2}$  yd for

the *first* inside border and  $\frac{3}{4}$ yd for the *third* outside border.

The *second* border for both scrappy and planned is made from the constructed border units you made previously in part seven.

1. Cut 5 WoF –  $3\frac{1}{2}$ " wide strips. Measure the quilt top and sew a  $3\frac{1}{2}$ " border to all sides.
2. Divide the pieced border units from Part Seven into 4 stacks of 12. Sew together into 4 rows. Sew one row to the top of the quilt and one to the bottom.

3. **CORNER UNITS:** If you haven't already done so, cut 2 – 5" light and 2– 5" dark squares. Draw a diagonal line on the back of both lights, then pair with the darks, right sides together. Sew  $\frac{1}{4}$ " from both sides of the drawn line, then cut apart on the drawn line. Press to the dark and sew one to each end of the remaining 2 border strips. Sew these borders strips to opposite ends of the quilt top.





## 9 – ALL DONE!

This is it, the last step before your Mystery Quilt is complete! Each side gets a 4½” (cut size) border.

Once you have added it, back and quilt as desired. PLEASE plan on bringing your quilt to our **March** meeting for show and tell, whether it is completed or not.

It will be fun to see how each quilter interpreted this pattern.



## FAT QUARTER DRAWINGS

There will be fat quarter drawings at each meeting through Nov 2024! Our hostess, Beverly Emery, has decided on the following themes/colors so we can plan ahead for each meeting and use them up soon after winning them:

January	-	Valentine's (red, white, pink, hearts, cupids, etc)
February	-	Easter
March	-	Baby Animals
April	-	Graduation
May	-	Summer Time
June	-	Patriotic
July	-	Beach
August	-	Apples/Fall
September	-	Pumpkins
October	-	Thanksgiving
November	-	Christmas

Be sure to exchange your FQ entry for a drawing ticket as you sign in before the meeting.

## Call for Recipes

Osage Hills Retreat, our newest advertiser, is planning a cookbook for and by Retreaters! They are asking for entries from crafty folks who have tried and true retreat recipes. Look on our website or [osagehillsretreat.com](http://osagehillsretreat.com) for a pdf form for your favorite recipe. Then email it to [osage-hills@gmail.com](mailto:osage-hills@gmail.com). You can also pre-order books!

## AQG COMMUNITY SERVICE DELIVERS!

From our Community Service Chairwomen, Amy King and Riley Middaugh:

Riley and I delivered **50 quilts and 31 pillow-cases**, once again, thank you to everyone who contributed in any way to this project. We will talk about 2024 in January!!! Love to all!!

A Thank You Note

From Arkansas Children's Hospital:

*Dear Friends,*

*Your thoughtful donation will help deliver joy to patients and families at Arkansas Children's during the holiday season and beyond—thank you!*

*The generous gift of your time and talent to create these beautiful, handmade gifts will help brighten the holidays for kids and their families, who are struggling right now to cope with serious illnesses and devastating injuries.*

*Because of you, kids are better today and will be healthier tomorrow. Thank you for being a champion for children at Arkansas Children's!*

*Gratefully,*

*Erica Phillips, CFRE  
Executive Director of Volunteer Engagement  
Arkansas Children's*

## HAPPY BIRTHDAY!

The following members have January Birthdays:

Eddie Landreth	1/4
Judith Rickard	1/6
Julie Walton	1/8
Betty Bradford	1/9
Liz Simpson	1/10
Diana Soteropoulos	1/13
Roger Burrup	1/14
Alpha Hopkins	1/15
Paden Haynes	1/19
Amy King	1/19
Peggy Morris	1/26
Judy Stewart	1/26
Marilyn Wheeler	1/26
Cynthia Quick	1/27
Eugen Tenander	1/27
Alicia Bell	1/31

## Calendar

- 1/8/2024 AQG Meeting: The Quilted Chicken
- 2/12/2024 AQG Meeting: Ashley Lienhart of Dogwood Trail Quilt Company
- 2/23=24/2024 N LA Quilters Guild show in West Monroe, see NLQG.us for details
- 3/13-16/2024 AQS Quilt Show Branson MO
- 3/15-17/2024 Dallas Quilt Show -"I Love Rock & Roll!"
- 3/22-24/2024 AQG SPRING AWOL retreat Ferncliff
- 4/8/2024 TOTAL ECLIPSE OVER CENTRAL ARKANSAS
- 4/24-27/2024 AQS Quilt Show Paducah KY
- 5/13/2024 CHARLOTTE ANGOTTI CLASS and Lecture
- 9/26-28/2024 Ozark Piecemakers Quilt Guild Show in Springfield, MO
- 9/27-28/2024 Hot Springs Village Quilt Show at the Benton Events Center


**AQG DUES for 2024 are due!**  
**Still only \$25!**

FAT Quarter Drawing for January 2024

St. Valentine's Theme

Red, White, Pink, Hearts, Cupids, etc.

Each FQ gets you a ticket to win!



**the bed-warmer**  
**Quilt and Sew**

**Shellie Blake**  
17270 Interstate 30 Suite 9  
Benton, AR 72019  
501-860-6176

\*\*\* Next to Tinseltown Theaters \*\*\*  
Authorized PFAFF dealer - Fabric - Notions



**Busy Bee**  
Long-Arm  
Quilting Service  
By: Debbie Lewis

Cell : 501-413-5112  
8520 Bridge Creek Road,  
Sherwood, AR 72120  
Email : busybeequilting60@gmail.com



**The French Seam**  
**BERNINA**  
www.frenchseam.com  
**Karen French, owner**  
luv2sew@frenchseam.com  
2015 S. Buerkle St.  
Stuttgart, Arkansas 72160  
870-673-8156 ph  
870-673-6280 fax

Jackie Bibbs  
 966 Yielding Road  
 Ward, AR 72176

**DEADLINE for FEB 2024  
 Newsletter:  
 Jan 15, 2024**

**AD RATES FOR THE NEWSLETTER**

Size	1 month	3 consecutive months	1 Year
1/8 page (w 3.5" x h 2")	\$ 10.00	\$ 25.00	\$ 90.00
1/4 page (w 3.5" x h 4.5")	20.00	50.00	180.00
1/2 page (w 7.25" x h 4.5")	40.00	100.00	360.00
full page (w 7.25" x h 9.5")	80.00	200.00	720.00

All ads must be camera ready and fit the size requirement. The Newsletter Editor reserves the right to refuse ads that are not camera ready, do not fit the size requirement, or do not meet professional standards. All ads must be received no later than the second Thursday of the month; any ads received after that date will be included in the next month's publication.

**NLR COMMUNITY CENTER**  
 The NLRCC is located at 2700 Willow St. in NLR near the I-30/I-40 interchange, to the rear of Laman Library. Exit from I-30 or I-40 at JFK & go south to Pershing Blvd & Turn right. Follow Pershing to Willow. It's on the right facing The Patrick Hays Senior Citizen's Center.

